

Virginia Department of Wildlife Resources Musky Angler Diary Program Instructions

Congratulations! If you are reading this, you have agreed to participate in the DWR Musky Angler Diary Program. On behalf of the Department I would like to thank you for taking the time to fill out this form. The information you provide will be an extremely helpful tool to assist biologist with managing and refining our Musky fisheries.

The process of filling out your Musky Diary is very easy. Simply keep track of how many hours you fish, how many fisherman you are fishing with, how many Musky you encounter but did not catch (follows, strikes, or musky lost), how many Musky you catch (Measure them and look for tag numbers), whether or not you harvested or released the musky, and how much money you spent on the trip. Money expenditures should include anything you purchase on the day of your fishing trip. (Gas, food, drinks, lodging, tackle, guide fees, etc). If you are fishing with a partner(s) add all of your data together and include it in a single entry. An example of a daily entry is listed below:

Date You Went Fishing	Water Body	# Of Anglers	Hours Fished	Number of Follows / Strikes / Musky Lost	Number of Musky Caught	Length(s) of Musky Released	Length(s) of Musky Harvested	Money Spent on Trip
12/13/20	New River	2	4	2	2	39"	1 (47") – Tag # 4657	\$40

In this example I went fishing with a friend on the New River on 12/13/2020. We fished for 4 hours and had 2 follows. We caught 2 Musky, one was 39" which we released and one was 47" which had a tag #4657 and we harvested it. We spent \$40 in gas and food. **It is extremely important to record every day you are on the water, even if you don't see any fish. On fishless days fill in date / water body / number of anglers / hours fished / and money spent and enter zeros in the remaining questions.** Also, feel free to add past data from the first few months from 2020 if you have been keeping your own diary. **If you are fishing with another member of the diary program only one of you should make an entry for the day.**

All individual musky diaries will remain confidential. If you have any questions feel free to contact me. I recommend saving the survey form to your phone's home screen. Directions can be found below.

Jason Hallacher
District Fisheries Biologist
PO BOX 996
Verona VA, 24482
Jason.hallacher@dwr.virginia.gov



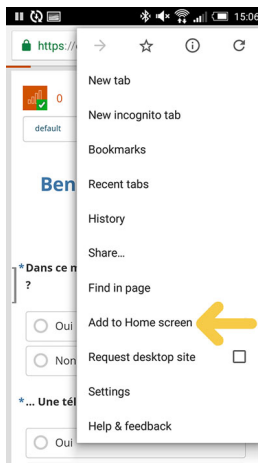
How to add a google form to the home screen on your Android or IOS Device

Chrome on an Android device

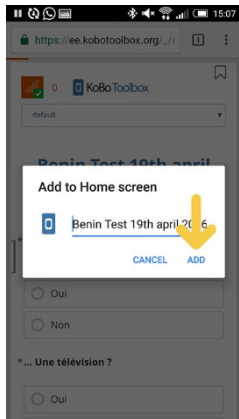
① Open the form in Chrome. Go to Chrome's menu.



② Select the option 'Add to Home Screen'



③ Give the home screen icon a name and tap 'Add'



④ The survey form should appear on your device's home screen. Tapping this will open the form in Chrome.

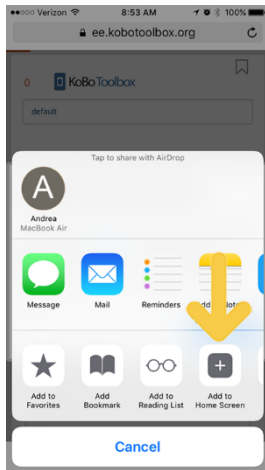


Safari on iOS

① Open the survey form in the browser. Tap the Share button.



② Tap the 'Add to Home Screen' option



③ Name the icon and tap 'Add'

