



## **Philpott Reservoir 2023 Fisheries Report**

Philpott Reservoir is a 2,880-acre impoundment located near Martinsville, Virginia. This reservoir is situated in the mountains of Patrick and Henry counties, making it a picturesque setting for outdoor enthusiasts. Philpott Reservoir is owned by the U.S. Army Corps of Engineers who manage it primarily for flood control and hydroelectric power generation. There is no residential development along its shoreline but there are numerous boat landings, picnic areas, campgrounds, and hiking trails scattered throughout the reservoir.

Fisheries resources are managed by the Virginia Department of Wildlife Resources (VDWR). The reservoir supports a variety of sport fish and forage fish species. Historically, the most popular sport fishes have been smallmouth bass, largemouth bass, crappie, walleye and various species of sunfish. Channel catfish, flathead catfish, and common carp provide additional angling opportunities. Gizzard shad and alewives are the primary forage fishes. Most of these species have established self-sustaining populations; however, annual stockings maintain the walleye population. VDWR monitors the status of fish populations through routine sampling.

The fisheries management goal for Philpott Reservoir is to provide quality angling opportunities for a diverse number of fish species. In order to provide quality fishing opportunities, populations need to be both abundant and of good size structure. Fish abundance is measured by how many fish are collected per hour of electrofishing or per night of net sampling. Size structure is measured by looking at the proportion of adult fish in the sample that are larger than a given size. For example, we consider the proportion of adult largemouth bass larger than 15 inches or the proportion of adult black crappie that are over 10 inches. Catch rates and size structure data provide a standardized means of comparing this year's fish sample to previous years' catch, as well as to the samples collected at other lakes. However, they do not represent the number of fish you might catch while fishing, because you may be more or less effective than the sampling gear. Size structure measures give information about the different sizes of fish available in the population. Again, this may not match what you see while fishing, as you might be using gear or techniques that target a particular size range. Sampling gear tends to collect small and average-sized fish, so it is likely that you will catch fish larger than those collected by sampling. The data we collect is best used to track overall trends in fish populations through time. What follows are the results of 2022 sampling efforts and a comparison to previous years.



18 inch Alabama Bass collected in May 2021 near Deer Island, Philpott Reservoir

### Alabama Bass

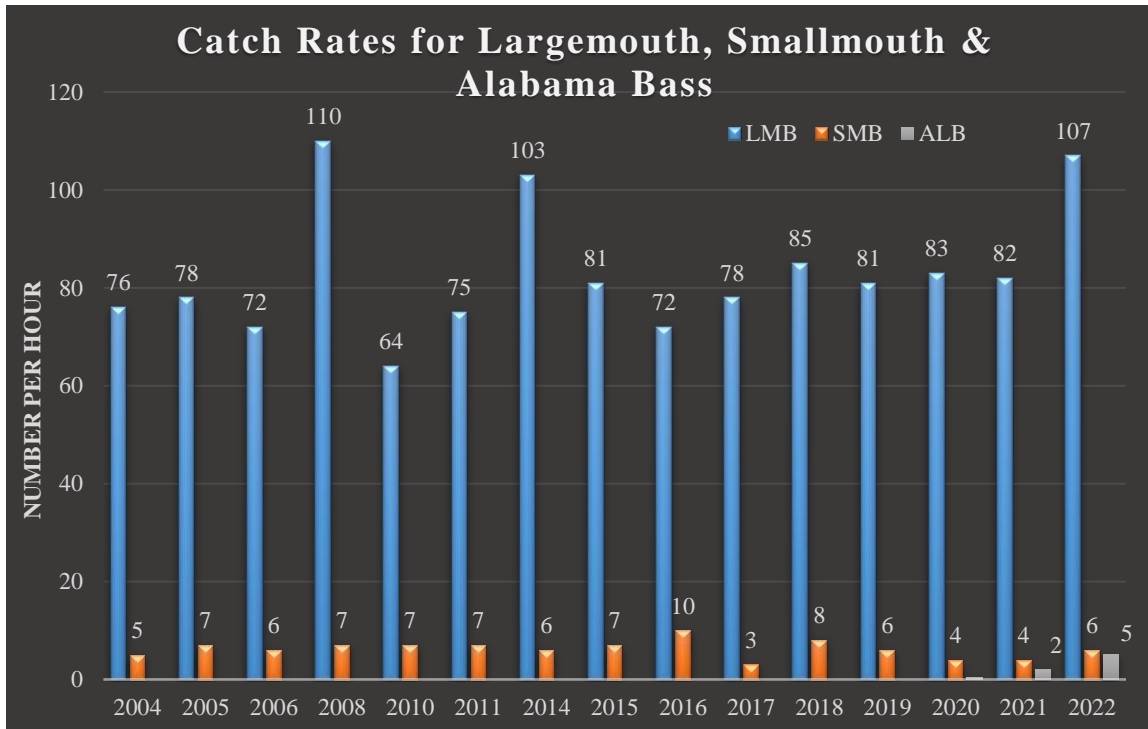
In 2020-2021, genetic analysis confirmed the presence of Alabama bass in Philpott Reservoir. In 2017 DWR biologists began collecting a few Alabama bass in routine fish surveys. Alabama bass (*Micropterus henshalli*) are one of approximately twelve species of black bass. They are an aggressive species that outcompetes largemouth bass and readily hybridizes with smallmouth and spotted bass. Alabama bass are nearly identical in appearance to spotted bass, and were formerly known as the Alabama subspecies of the spotted bass. The other former subspecies of spotted bass, the Kentucky spotted bass, is found throughout Virginia and is native to the southwest portion of the Commonwealth.

Anglers can tell the difference between these different types of bass in Philpott by applying some of these observations. The jaw of Alabama bass lines up with the middle rear of the eye, while largemouth bass jaws extend past the eye. Alabama bass have a dark, blotchy lateral band from head to tail, and have spots below this band. Largemouth bass have a more continuous lateral band. Alabama bass also typically have a tooth patch on their tongue, which is rare in largemouth bass. Alabama and spotted bass are differentiated by differences in lateral line scale counts or genetic analysis. For more information on how to identify Alabama bass checkout the following information at the DWR webpage, <https://dwr.virginia.gov/wildlife/fish/alabama-bass/>

Anglers are the primary vector for the spread of Alabama bass in Virginia. Current populations are the results of angler introductions that have occurred over the last ten years. Anglers are reminded that it is illegal to stock fish into a public body of water without an authorization from the DWR. Anyone with knowledge of intentional stockings of Alabama or spotted bass should contact DWR law enforcement at 800-237-5712 or [WildCrime@dwr.virginia.gov](mailto:WildCrime@dwr.virginia.gov). As of January 1<sup>st</sup> 2021, Alabama bass have been added to Virginia's Predatory and Undesirable Species List. New regulations have made live possession of this species unlawful outside of the body of water of catch. Violations of this regulation are a class III misdemeanor. There is no bag or size limit on Alabama bass and anglers are encouraged to harvest any that they capture.

### Largemouth and Smallmouth Bass

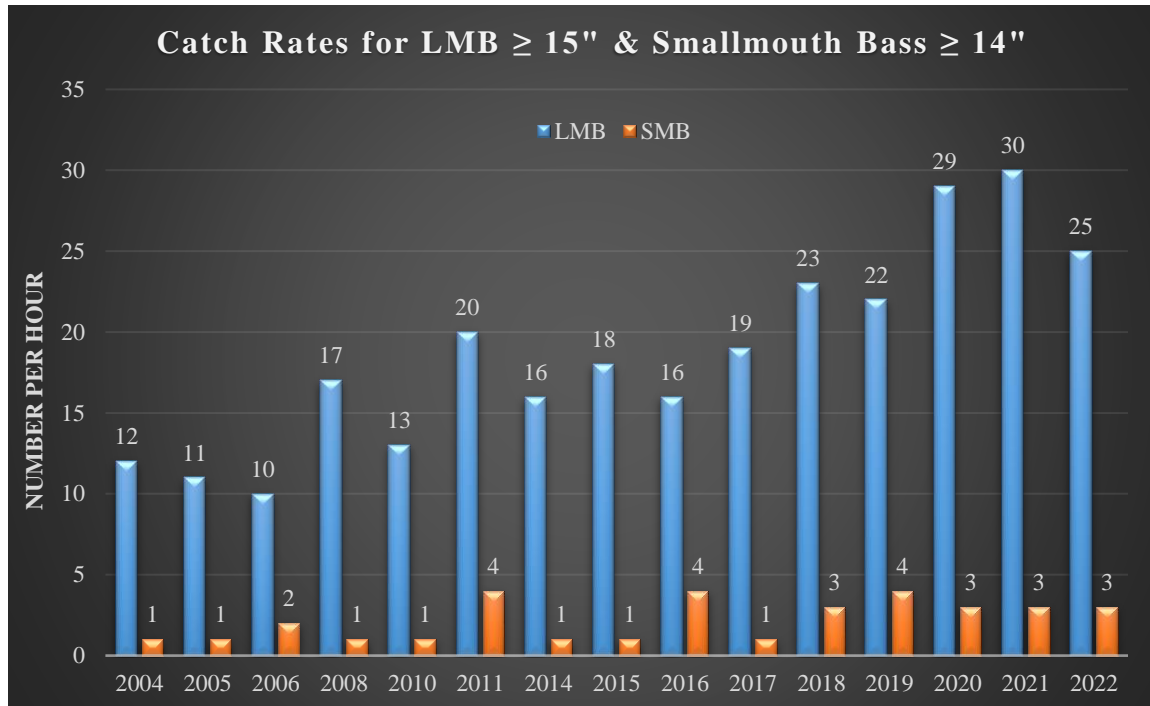
Black bass (largemouth and smallmouth bass) are the most sought-after species by anglers at Philpott Reservoir. Electrofishing samples and angler surveys indicate largemouth bass comprise the bulk of this fishery and account for 87% of angler catch of black bass, while smallmouth bass are a popular portion of the fishery in the spring and fall. Quality fish production for both black bass species has remained stable in recent years, with good numbers of bass in the 2-3 pound range. Relative abundance (number collected per hour), varies from year to year (Figure 1 & 2). The 2022 catch rates were 107 largemouth bass and 6 smallmouth bass per hour of sampling. Largemouth catch rates were above average in 2022 but for smallmouth bass the catch rates were average compared to those recorded since 2004. Historically, smallmouth bass abundance is much less than largemouth bass abundance. Additionally, Alabama bass catch rates are increasing and measured 5 per hour in 2022 samples.



**Figure 1.** Electrofishing catch rates measured in fish per hour (all sizes), for largemouth bass (blue columns), smallmouth bass (orange columns) and Alabama bass (gray columns) in Philpott Reservoir 2004-2022.

Good largemouth bass fishing can be found throughout the reservoir, but smallmouth bass densities appear to be greater in the lower end, particularly along the main lake channel. Clear water, especially in the lower half of the lake, can make fishing a challenge. Anglers should look for bass in deeper water and around fallen trees. Night fishing can also be productive in both deep and shallow water, as bass tend to come up shallower after dark. Bass anglers should see an increase in their catch of largemouth

bass 15 inches and larger as the chart below reflects an increasing trend in DWR surveys of bass greater than 15 inches.

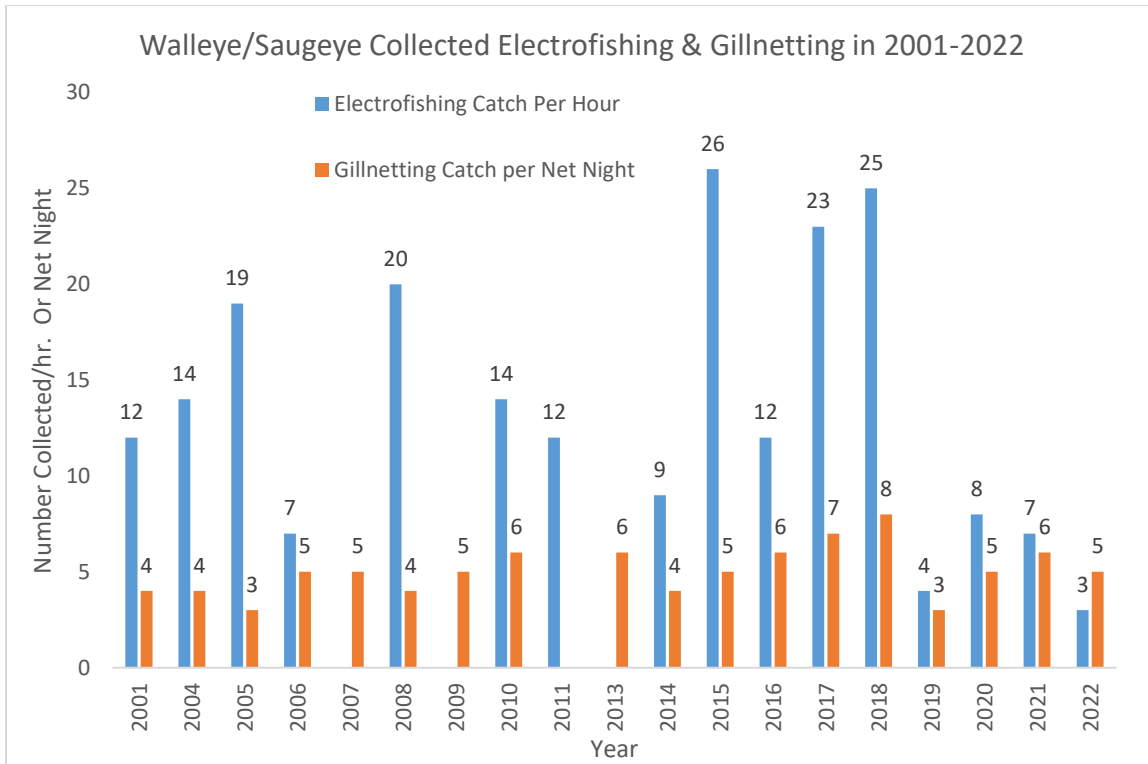


**Figure 2.** Number of preferred size largemouth bass (blue columns) and smallmouth bass (orange columns) collected per hour of electrofishing at Philpott Reservoir 2004-2022. Preferred size is  $\geq 15$  inches for largemouth bass and  $\geq 14$  inches for smallmouth bass.

### Walleye

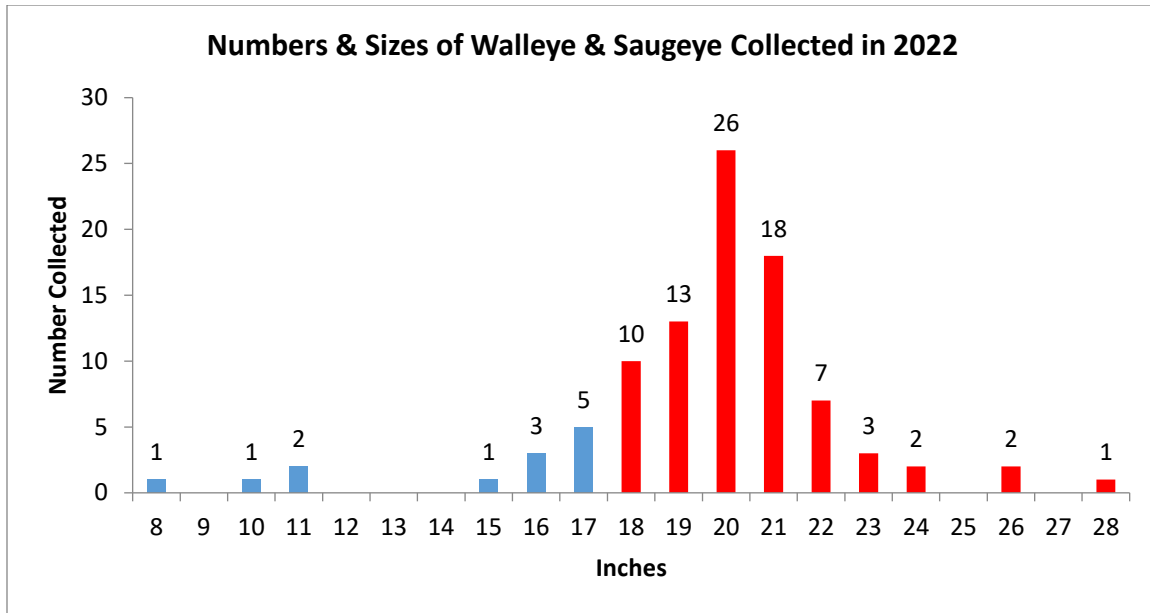
Philpott Reservoir has one of the better walleye populations in Virginia, with 13% of the total angler effort directed at walleye. This fishery does not contain many large fish, but supports decent numbers, with most adult walleye ranging 17-23 inches in length. Adequate spawning conditions are not available at Philpott Reservoir so spawning fish are unsuccessful and do not provide any natural reproduction. Consequently, the walleye population is sustained with annually stocked fingerlings.

Walleye population abundance in Philpott Reservoir is measured using two methods: electrofishing in the spring and gillnets in the fall. The reason for using two sampling methods is that when compared to bass, walleyes are less likely to be associated with shoreline habitat during early April. Because these daytime electrofishing catch rates may not always accurately represent the walleye population, gillnets are also used. Electrofishing catch rates vary considerably from year to year (Figure 3). Electrofishing catch rates for the May sample was (3/hr.) and the gillnet catch rate was of 5 fish per net in 2022 samples.



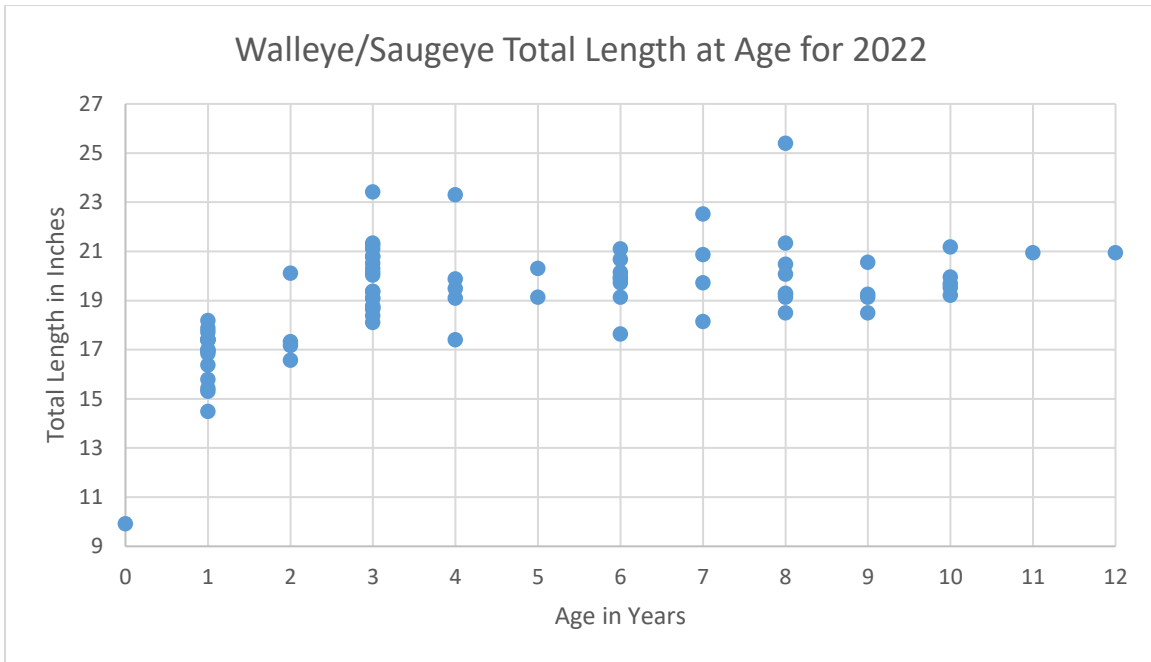
**Figure 3.** Sampling catch rates for walleye in Philpott Reservoir 2001-2022. Blue columns represent spring electrofishing catch rates (fish per hour) and brown columns represent fall gillnet catch rates (fish per net).

The size structure of the walleye population is good. A total of 95 walleye and saugeye combined were collected in 2022 with an average total length of 19 inches. Seventy-six percent of the walleyes and saugeyes collected in 2022 sampling efforts were 18 inches or longer. Angler’s fishing Philpott for walleye reported catching good quality sized fish in 2022, however some reported that catch rate was lower than past years.

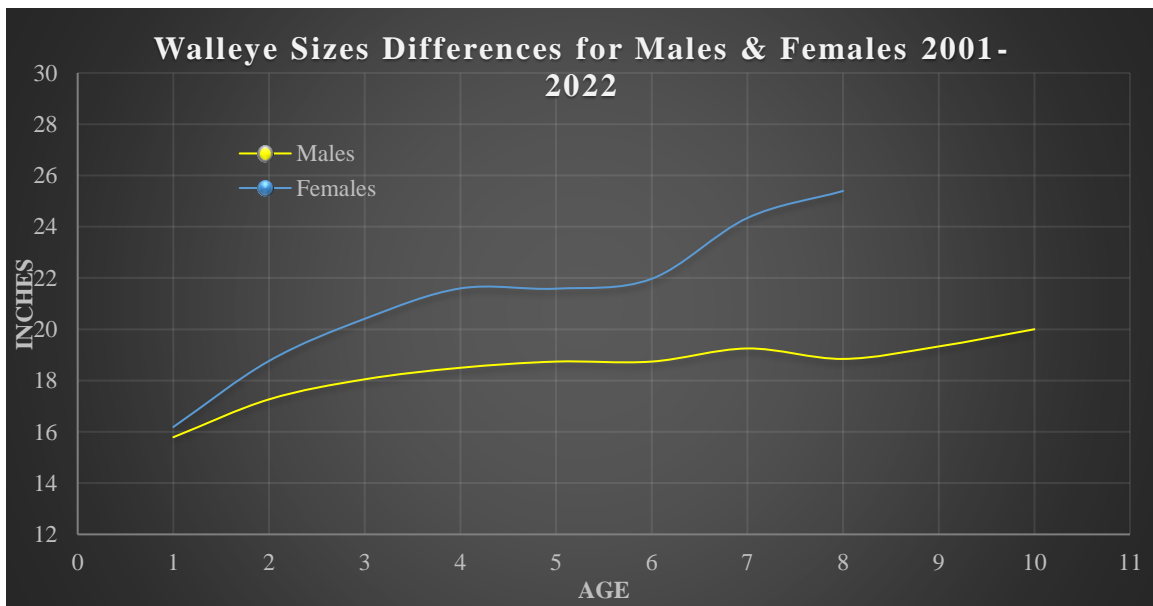


**Figure 4.** Walleye/Saugeye size and number collected from electrofishing and gillnetting in Philpott Reservoir 2022. Blue columns represent sub-legal fish (<18 inches) and red columns represent legal sized fish (>18 inches).

Growth of stocked walleyes in Philpott Reservoir is improving. Analysis of 2022 growth data shows most walleyes reaching 16 inches by 1.5 years old and measuring 18 inches by 2.5 years old (Figure 5). Walleye growth rates decline after age three or four. To complicate matters, male walleyes are slow-growing and seldom exceed 20 inches in length, while female walleyes may reach lengths of 25 inches in Philpott. The growth rate difference between male and female walleye is graphically displayed in Figure 6. Male walleyes are shown to grow slower and have a smaller maximum total length. The differences in growth rates are most apparent for walleyes over three years old, with female walleyes being several inches longer than males of the same age. In an attempt to improve walleye growth rates the number stocked into Philpott Reservoir was reduced in 2016-2019 from 144,000 to 75,000. Growth will continue to be monitored and stocking allocations will be adjusted as needed.



**Figure 5.** Walleye/saugeye length and age collected from gillnetting in Philpott Reservoir 2022.



**Figure 6.** Walleye length and age collected from 2001-2020. Males are represented by the (Yellow) and females by the (blue).

Beginning in March, walleye begin to migrate from deep winter haunts into shallower water for the purpose of spawning. They are typically found at depths of 15-20 feet during the daytime but may be found at depths less than five feet in the upper ends of the reservoir if the water is turbid. Spawning behavior typically occurs between late

March and the first-second week of April at night time with the fish coming into very shallow water after dark and returning to deeper waters after daybreak. During spawning, walleyes congregate at the headwaters of the reservoir above mile marker 12, near the first shallow riffles of the Smith River, Runnett Bag Creek arm, and from the dam to mile marker 3. After spawning, walleye redistribute throughout the lower nine miles of the reservoir, with the highest concentrations typically within four miles of the dam. Anglers will have moderate success at catching walleye in April and May. Sunfish species make up a portion of walleye diet, but alewives are likely the most important part of the walleye diet. Alewives spawn at night in May and June along the shoreline at the water's surface. The erratic spawning behavior of the alewife makes them easy targets for the hungry walleye. Walleye are sensitive to light and remain in deeper water during the day, but make their way to very shallow water at night to capitalize on the forage. Night fishing with floating or shallow running plugs cast to the shoreline can provide some great walleye action when alewives are spawning, as walleye often frequent water less than 2 feet deep during these dark hours.

Another productive walleye fishing times is in the months of June through August. During daylight hours, fish the shoreline contour but in deeper water (15-20 ft). As water temperatures increase in late spring and throughout the summer, walleye continually move deeper, seeking cooler water. Anglers must fish deeper throughout the summer to capitalize on this fishery.

### Crappie

Black crappie are present in Philpott Reservoir, however this lake does not have a high density of crappie. Crappie recruitment has been consistently low for many years. This reservoir does not contain adequate habitat for producing high numbers of crappie, but it does provide excellent sizes, with most fish in the 9-13 inch classes. DWR does stock black crappie when they are available from the hatcheries.

Additional information on Philpott Reservoir facilities can be obtained by contacting the U.S. Army Corps of Engineers at 276-629-2703.

**Prepared by: George Palmer, Fisheries Biologist with the Virginia Department of Wildlife Resources: [george.palmer@dwr.virginia.gov](mailto:george.palmer@dwr.virginia.gov)**